



2025 Southern Shores & Red Arrow Districts Klondike

Theme: Civil War & The Iron Brigade

When: Saturday January 18, 2025

Check In: 8:00 to 8:45 at HQ/Registration - Welcome Pavilion

- Collect program materials and sign up or confirm patrols





Event Location: Oh-Da-Ko-Ta; 3363 Dyer Lake Rd, Burlington, WI 53105

The Iron Brigade was composed of regiments from three Western states that are now within the region of the Midwest. Noted for its excellent discipline, ferocity in battle, and extraordinarily strong morale, the Iron Brigade suffered 1,131 men killed out of 7,257 total enlistments: the highest percentage of loss suffered by any brigade in the United States Army during the war.

The nickname "Iron Brigade," with its connotation of fighting men with iron dispositions, was applied formally or informally to a number of units in the Civil War and in later conflicts. The Iron Brigade of the West was the unit that received the most lasting publicity in its use of the nickname.

The brigade fought in the battles of Second Bull Run, South Mountain, Antietam, Fredericksburg, Chancellorsville, Gettysburg, Mine Run, Overland, Richmond-Petersburg, and Appomattox.

Activity Highlights

	<ol style="list-style-type: none"> 1. Tower of Fire 2. Iceberg Relay 3. Ice Fishing 4. Ax Match Lighting 5. Slingshot Turkey Shoot 6. Geometric Puzzle 7. Ice-O-Tope Transport 8. Boiled Water Versus Melting snow 9. Blindfolded Tent Setup 10. Sled Slalom 	
---	--	---

Patrol Sled Team Equipment List:

- Rope attached to the sled with attachments for all patrol members
- Patrol Tarp small 6'x8'
- Patrol Fire starting kit (lint, tinder, kindling, matches, flint, etc,...)
- Patrol Orienteering Kit (compass, etc,...)
- Patrol Knots Kit (6' section of rope for each scout, knots book, etc,...)
- Patrol Scout handbook
- Patrol First Aid kit
- Patrol pencils and paper !!!!
- Extra Hats and gloves for all patrol members
- Separate Water bottle for all patrol members
- Cloth for blindfolding during some activities

Sleds

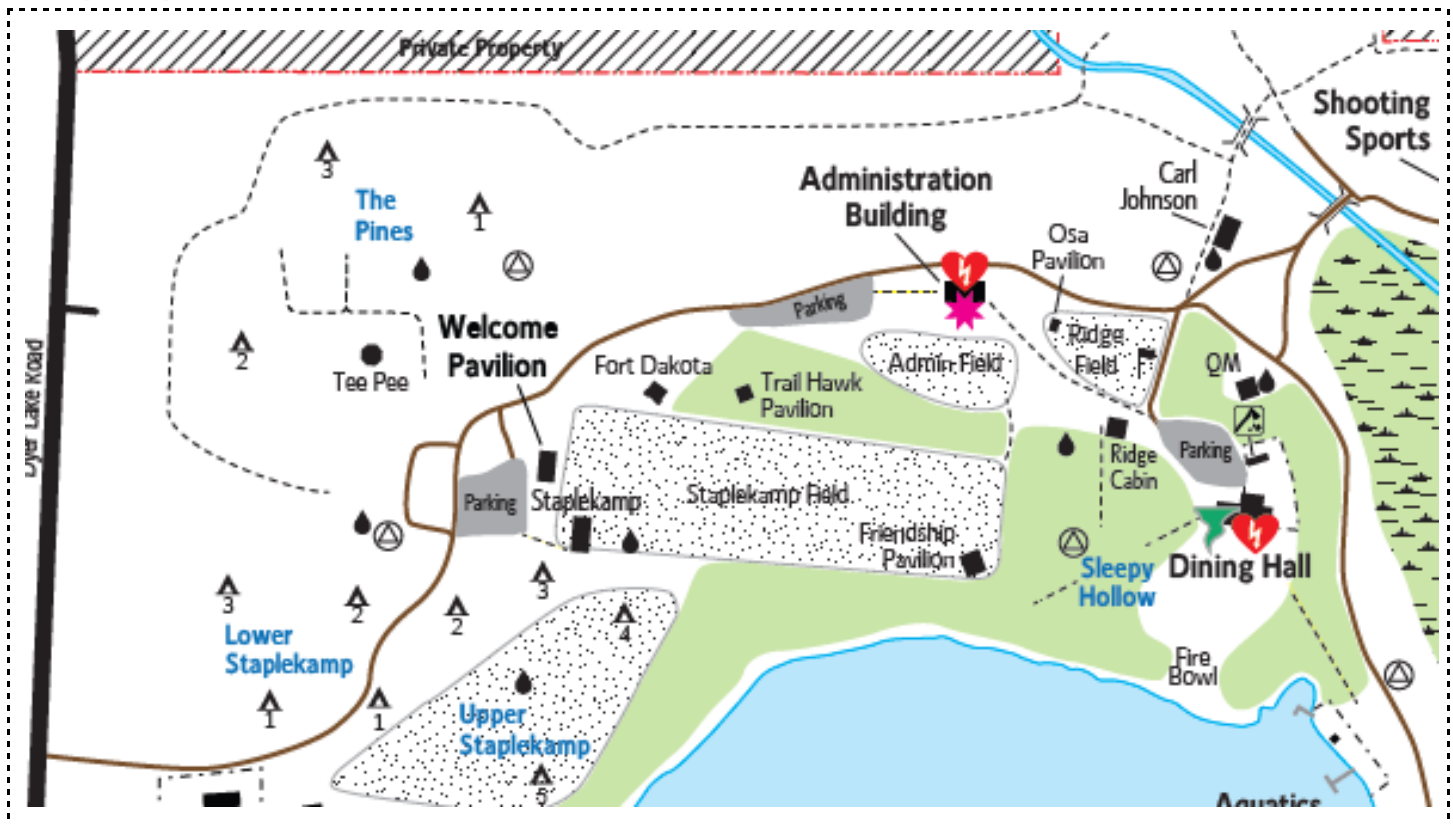
A reminder that when there's no snow, you must have wheels for your sleds. All patrol scouts must be pulling the sled and **MUST** be connected with ropes or holding on to the rope. Time will stop when ALL team members cross the finish line. If one team member can not complete the race, put him in the sled - teams must stay together. A scout is not required in the sled. Scouts are not allowed to carry the sled.

NOTE: The afternoon activity is an all-out race of speed, and skill. All patrol scouts must be pulling the sled and **MUST** be attached with ropes or holding on to the rope. Time will stop when ALL team members cross the finish line. If one team member can not complete the race, put him in the sled - teams must stay together.

Saturday Schedule

Time	Activity	Location	Notes
8:00 AM to 8:45 AM	Check In	Welcome Pavilion	Everyone must park in the parking lot by Staplecamp.
8:45 AM	PLC	Dining Hall	Patrol Leaders
9:00 AM	Flag In	Dining Hall Flag Pole	
9:00 AM to 11:30 AM	Morning events	Mapped	Turn in all loot for points after the events
11:30 AM to 12:30 PM	Lunch	Dining Hall	Italian Beef Sandwich, Chips, cookies. Hot chocolate and Soup during the day. Coffee available during day for adults.
12:30 PM to 4:00 PM	Race time	Race starts /ends near Staplecamp / Welcome Pavilion	Patrols arrive at the start point 10 minutes before their scheduled start.
4:30 PM	Award Ceremony	Dining Hall	
6:00 PM	Leave Camp By		

Camp Map



Activities

Tower of Fire	You are being blocked from crossing. Enemy fire behind. Build a fire to cut the rope to get through. Remember kindling.
Ax Match Lighting	Where's that Ax? Must have totin' chit to use the Ax
First Aid (War wound)	
First Aid (Soldier Transport)	
Cooking	
Orienteering	
Morse Code	
Cannonball Chuck	

How are points awarded?:

Scouts earn points at the stations they visit in the morning session, and earn points for their race time. The morning score sheet must be turned in at Noon (during lunch period)

- Spirit, Skills, Race.
- Overall winner

Awards: First, second, third place based on points collected at each station

Additional Snow Snake awards: Best Design and Longest throw

Meals

Lunch is included in the registration fee, along with coffee/tea for adults and hot chocolate and soup throughout the day, while supplies last.

Lunch: Italian Beef sandwich, chips, cookie.

Safety and Additional Information

Use of Klondike Common Areas

- Welcome Center:
- Dining Hall spaces: Restrooms are available for use by all attendees. The space may be used to warm up. LOOK for SIGNS posted to ensure all safety. Do NOT use it as a unit/patrol meeting space.
- Restrooms outside: Are available for use by all attendees.

Parking

- Vehicles are not allowed to Park by the Dining Hall.
- All vehicles are REQUIRED to park in the parking lot by the welcome center.
- NO driving around the campgrounds, enforced by the ranger.

Check In: Saturday, January 18: 8-8:45 am at the welcome pavilion

- Unit klondike leader and SPL
- Must park in the parking lot

Field Uniform

Field uniforms only need to be worn for PLC and Adult Leader meetings. The scouts are free to wear Activity Uniform during the day events.

Invite your AOL Cub scouts

We feel that our Klondikes are great recruiting events for Troops to use when working with the Packs. Be sure to invite the AOL scouts and their Leaders and get more points.

Out of Bounds Areas

There are several restricted areas near where we are camping that are strictly out of bounds for scouts. We will highlight these and emphasize this. We ask for your cooperation and reinforcement of this message.


Safety Plan

A safety plan is published at various locations around the camp and in the cabins. This will address emergency circumstances like dangerous weather and other such. We ask for your cooperation in this. We intend to have at least one member of the Klondike Staff at Klondike HQ (Dining Hall) during the entire event so that there is a point-of-communications always available for scouts & leaders.

Buddy System

We need to strictly enforce the buddy system anytime the Scouts are out of our camping areas. This is an event attended by many people and we need to keep the scouts safety uppermost in our minds. This means the buddy system. Of course it would be preferable if the scouts always traveled in their patrols or with an adult. If any adult finds a Scout without a buddy, please take them to HQ where they will need to wait for a buddy, patrol, or leader.

Contact Person from each Unit

We will ask each unit to provide the name, phone number, and email address of another adult from the unit (not necessarily the scoutmaster!!). This person can be our Klondike contact person. We'll need a few adult volunteers to help with activities. Please email activities.ssd.3hc@sewisscouting.org if you want to help out or signup on the station sheet.  Station Signup - 2025 Civil War Iron Brigade Klondike

Scouts: Water & Clothing for Saturday

We recommend that each scout or patrol of scouts carry water and clothing appropriate for the weather during the day on Saturday. The Scouts may want to carry these in a day-pack of some sort. There will be an afternoon break so that the units can make lunches at their unit's location. The scouts should wear good walking shoes.

Leave No Trace

We have permission to have campfires. Please be conscientious about this so that we are seen as good guests to the environment.

Firewood

It is current DNR policy not to bring firewood to a campsite from more than 50 miles away (because of emerald ash borer and other pests). Rather it should be acquired from the Ranger station or fallen trees/branches from around the campsites.

Please forward the below to the adult leaders in your unit.

Here is the link to register for the Event:

<https://www.threeharborsscouting.org/event/3054502>

Additional info provided here as well.

Here is the link to sign up for to run a station:

https://docs.google.com/spreadsheets/d/1yyVgqr-DXJTsF_otrbybWwyMN4QkhRDXTPFsPJ9B-Uk/edit#gid=0

Thanks!

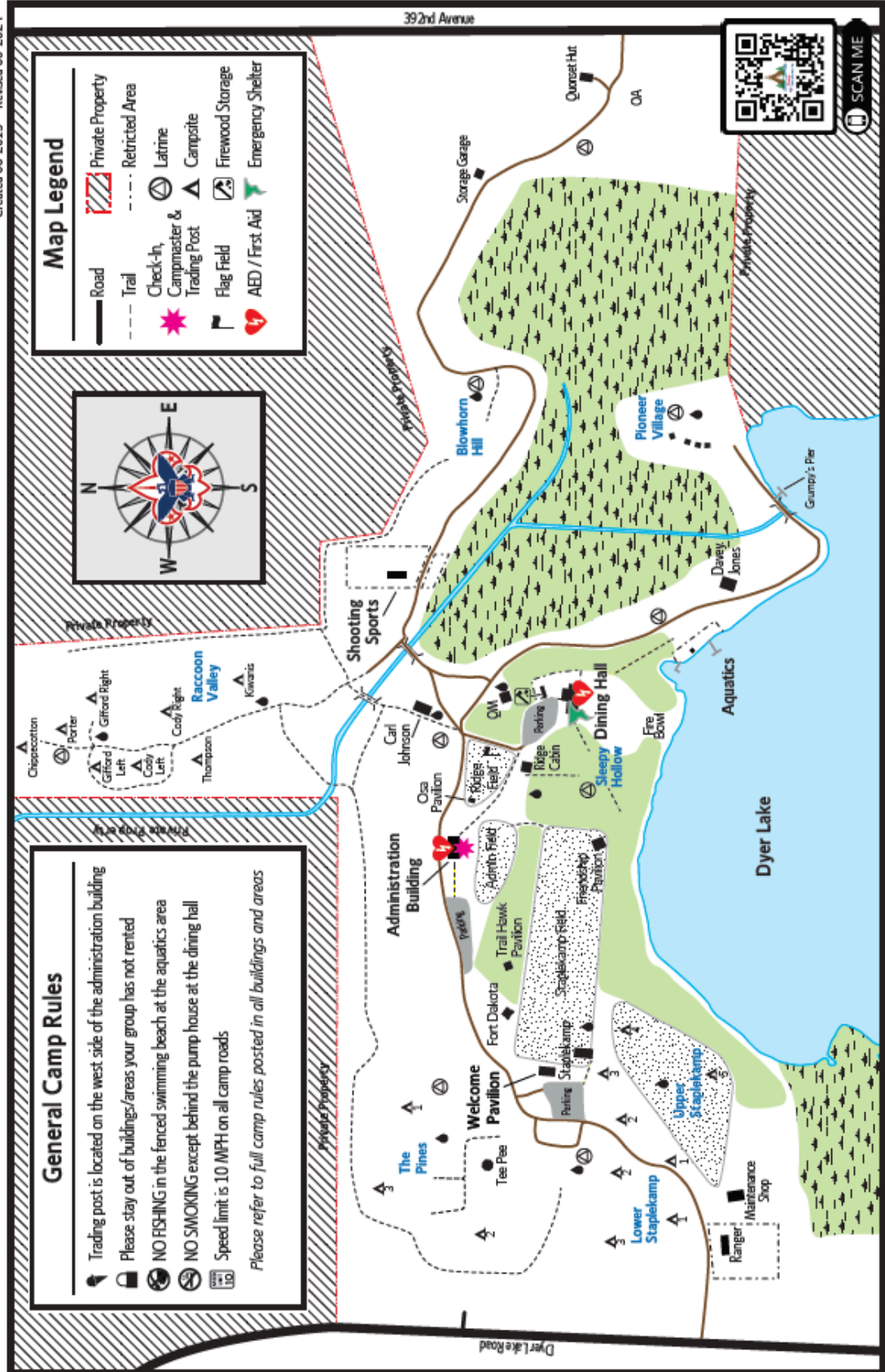
Your Klondike Committee.

Klondike Chair: Jeff Pucel



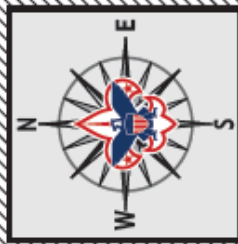
Camp Oh-Da-Ko-Ta

Three Harbors Council • Scouting America
 3363 Dyer Lake Road • Burlington, WI 53105



Map Legend

	Road		Private Property
	Trail		Restricted Area
	Check-in, Campmaster & Trading Post		Latrine
	Flag Field		Campsite
	AED / First Aid		Firewood Storage
	Emergency Shelter		



General Camp Rules

- Trading post is located on the west side of the administration building
- Please stay out of buildings/areas your group has not rented
- NO FISHING** in the fenced swimming beach at the aquatics area
- NO SMOKING** except behind the pump house at the dining hall
- Speed limit is 10 MPH on all camp roads

Please refer to full camp rules posted in all buildings and areas

